

Operation Manual
GP-5
Heavy Duty Dual Bander

* Features :

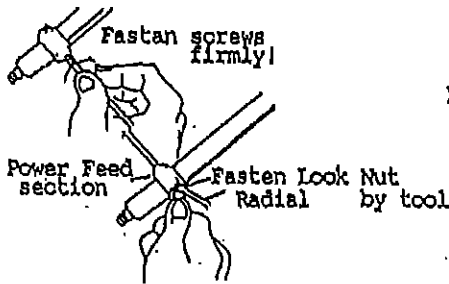
Combination of special power feeding system and phasing coil realized highest gain dual bander. Strong Fiber Glass construction allows long durability, providing complete waterproof.

Specifications :

Frequency & Gain : 144MHz/6.0dB
 430MHz/8.6dB
V.S.W.R. : Less than 1: 1.5
Impedance : 50 ohm
Max. Power : 200 W
Weight : 1.28 Kg
Length : 2.42 m
Connector : M or N type

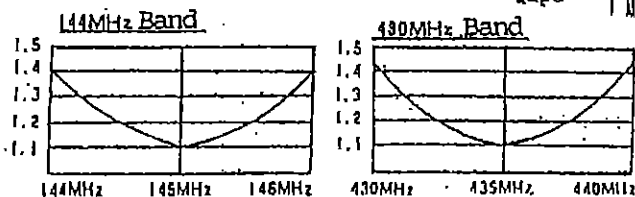
Assembling & Mounting:

- (1) First, assemble 3 radials.
- (2) Then, fasten Radial Lock Nuts firmly, using spanner etc.

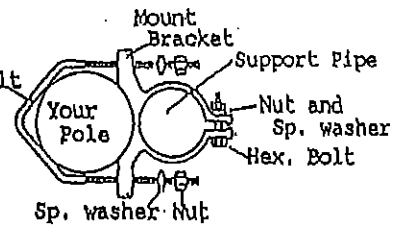
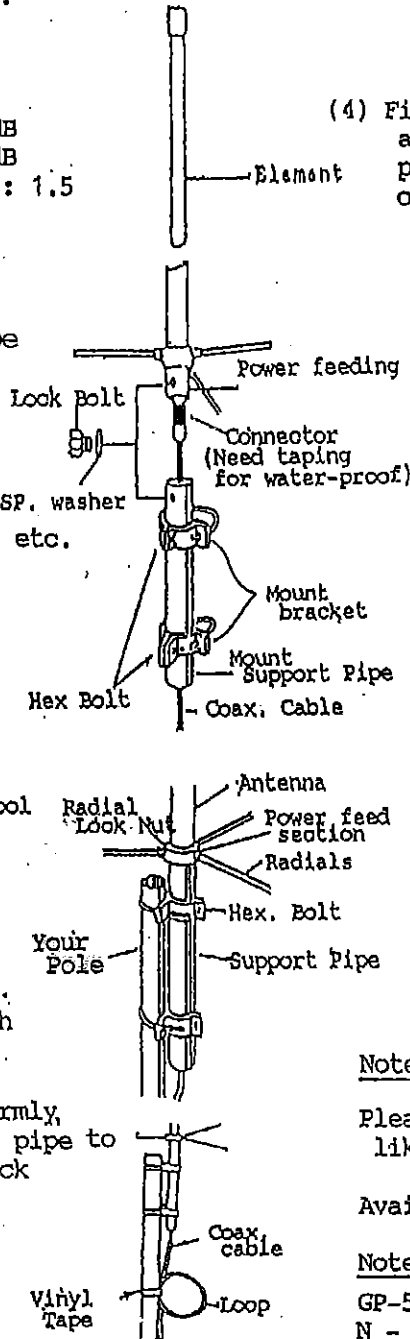


- (3) Then, mount 2 Mount Brackets onto the Mount Support Pipe. Pass the coax. cable through the Pipe and connect to the Power Feeding Section. Please fasten Hex. Bolts firmly. Then, assemble such Support pipe to whole antenna and fasten Lock Bolt strongly.

V. SWR Characters:



- (4) Finally, mount all assembled antenna to your mast. Please pay attention to the well-balancing of the antenna.



Parts List

No.	Qty	Parts Name
1)	1	Element
2)	3	Radials w/nut
3)	1	Power Feeding Section
4)	2	Mount Support Bracket
5)	1	Mount Support Pipe
6)	1	Lock Bolt w/sp. washer M6x8
7)	1	Hex Bolt w/sp. washer M6x30
8)	2	U-bolt w/sp. washer, nut

Note:

Please use high quality coax. cable, like 3/5/8D2V, to prevent cable loss.

Available mast dia, is 25 - 62 mm.

Note :

GP-5 Special model would have N - J Connector.